



User manual 2

Converter installed in a Beo4 without a  key



OneRemote RMB4 Converter for Beo4



Type 35105002 controls

Toshiba TV




With a OneRemote RMB4 converter installed in your Bang & Olufsen Beo4 remote control terminal you may control any Toshiba TV with the terminal. This guide explains how.

There are 2 user manuals for this modified Bang & Olufsen Beo4 remote control:

User manual TV	When your Beo4 has a  key. <i>see picture below.</i>
User manual TV	When your Beo4 has a  key.

This user manual covers


Beo4 models without a  key

=



Beo4 models 16xx

*Center key as a go key.
Refer to the other user manual.*



Beo4 models 17xx



TV Control Tables

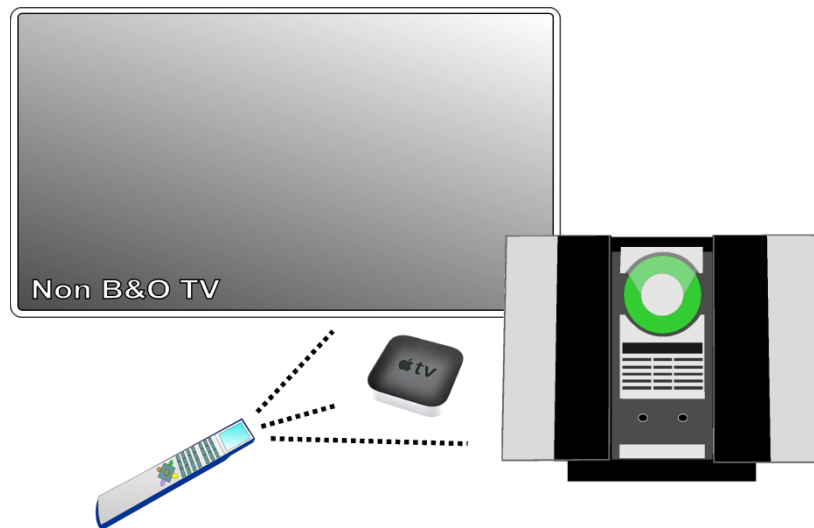
Toshiba TV Everyday Controls	
TV	TV select control
●	TV powers on/ off
+ +	OK
▲ / ▼	Program +/-
◀	Guide
BACK	Return – short press
BACK	Exit – press 1 sec.
MENU	Menu
+ MENU	Sources

Toshiba TV Text TV Controls	
TEXT	Text TV on/ mix
BACK	Exit – press 1 sec.

Toshiba TV Playback Controls	
PLAY	Play
STOP STOP	Stop
+ STOP	Pause
GO ◀ / ▶	Rew/ FF
GO ▲ / ▼	Next/ Previous
+ 8	Record

◂ ◃	Move the stick for on screen manoeuvring.
◄ ◅	
■	Green function
■	Red function
■	Yellow function
■	Blue function

Toshiba TV Special Controls	
+ 1	List
+ 2	Quick Menu
+ 3	Media Player menu
+ 4	info
+ 5	Toshiba Places
+ 6	AD
+ 7	Sound
+ 9	Subtitles
+ EXIT	3D



Your OneRemote RMB4 modified Bang & Olufsen Beo4 may operate a Toshiba TV and other Bang & Olufsen devices. You might even enjoy the TV sound via your Bang & Olufsen speakers, if connected.