



User manual 1

Converter installed in a Beo4 with a  key



OneRemote RMB4 Converter for Beo4



Type 35105002 controls

Toshiba TV




With a OneRemote RMB4 converter installed in your Bang & Olufsen Beo4 remote control terminal you may control any Toshiba TV with that terminal. This guide explains how.

There are 2 user manuals for this modified Bang & Olufsen Beo4 remote control:

User manual TV	When your Beo4 has a  key. <i>see picture below.</i>
User manual TV	When your Beo4 has a  key.

This manual covers

Beo4 models with a  key.

=



Beo4 models 16xx



Beo4 models 17xx

*Center key as a small joystick.
Refer to the other user manual.*



TV Control Tables

Toshiba TV Everyday Controls

TV TV select control
● TV powers on/ off

GO **GO** OK

Yellow / **Blue** Program zap up/ down

Green Guide

Red Back one step – return

EXIT Exits a menu

MENU Menu
GO **MENU** Sources

Toshiba TV Text TV Controls

TEXT Text TV
EXIT Exits Text TV

Toshiba TV Playback Controls

GO **Play** Press 1 sek

GO **0** Play

GO **STOP** Pause

STOP **STOP** Stop

GO **◀ / ▶** Rew/ FF

GO **▲ / ▼** Next/ previous

GO **8** Record

Toshiba TV Special Controls

GO **1** List

GO **2** Quick menu

GO **3** Media Player Menu

GO **4** info

GO **5** Toshiba Places

GO **6** AD

GO **7** Sound

GO **9** Subtitles

GO **EXIT** 3D

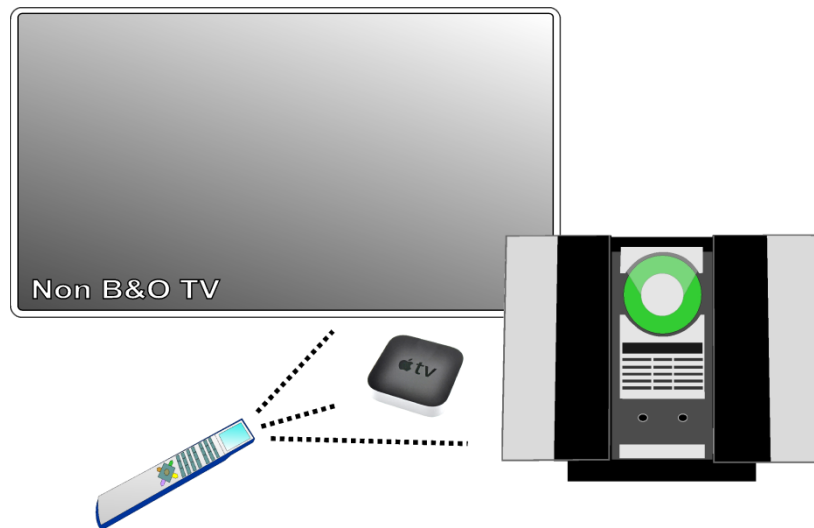
GO **Green** Green function

GO **Red** Red function

GO **Yellow** Yellow function

GO **Blue** Blue function

▲ / ▼ Use arrows for screen manoeuvring.
◀ / ▶



Your OneRemote RMB4 modified Bang & Olufsen Beo4 may operate a Toshiba TV and other Bang & Olufsen devices. You might even enjoy the TV sound via your Bang & Olufsen speakers, if connected.