
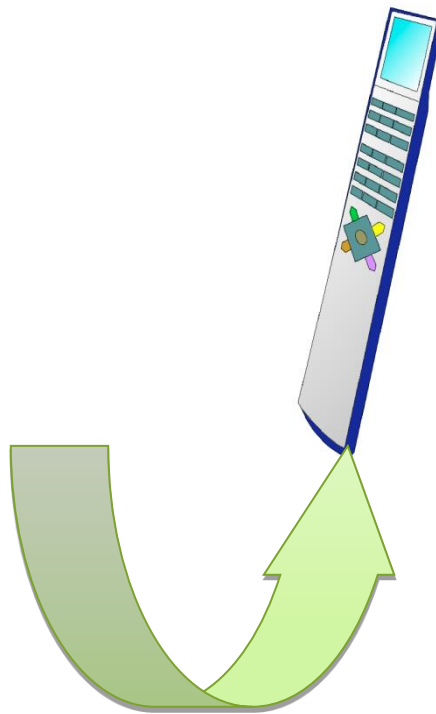


# User manual 2

Converter installed in a Beo4 without a  key



## OneRemote RMB4 Converter for Beo4



Type 35104426 controls

## Thomson TV




With a OneRemote RMB4 converter installed in your Bang & Olufsen Beo4 remote control terminal you may control any Thomson TV with the terminal. This guide explains how.

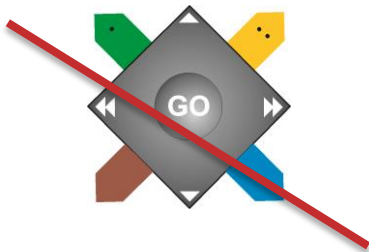
There are 2 user manuals for this modified Bang & Olufsen Beo4 remote control:

- |                       |   |
|-----------------------|---|
| <b>User manual TV</b> | When your Beo4 has a  key. <i>see picture below.</i> |
| <b>User manual TV</b> | When your Beo4 has a  key.                           |

**This user manual covers**


Beo4 models without a  key

=



**Beo4 models 16xx**

*Center key as a go key.  
Refer to the other user manual.*



**Beo4 models 17xx**



## TV Control Tables

### Thomson TV Everyday Controls

<b>TV</b>	<b>TV</b>	TV powers on/ off
⬇️	⬆️	OK - <i>press 2 times on the stick.</i>
⬆️	/	▲ / ▼
⬅️		Program +/-
⬅️		TV-Guide
➡️		Option
<b>BACK</b>		Return - <i>short press</i>
<b>BACK</b>		Exit - <i>press 1 sec.</i>
<b>MENU</b>		Menu
⬇️	<b>MENU</b>	Home
⬇️	<b>2</b>	Smart TV
⬇️	<b>3</b>	Source

⬅️	⬆️	Move the stick for on screen manoeuvring.
⬇️	⬆️	

### Thomson TV Text TV Controls

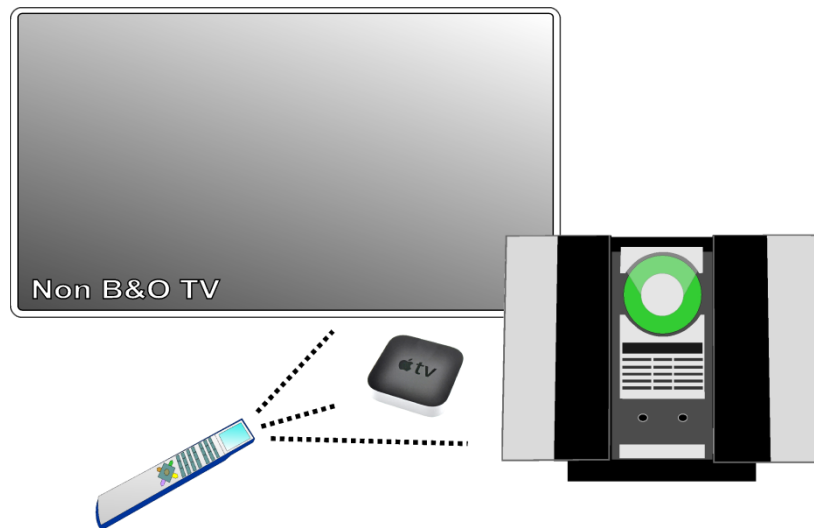
<b>TEXT</b>	Text TV on/ mix/ off
-------------	----------------------

### Thomson TV Playback Controls

<b>PLAY</b>		Play/ pause
<b>STOP</b>	<b>STOP</b>	Stop
⬇️	⬅️	Rew
⬇️	➡️	FF
⬇️	<b>8</b>	Record

### Thomson TV Special Controls

⬇️	<b>4</b>	Info
⬇️	<b>5</b>	List
⬇️	<b>6</b>	FAV
⬇️	<b>7</b>	Previous
⬇️	<b>9</b>	3D
⬇️	<b>EXIT</b>	TV
<b>MENU</b>		Menu



---

Your OneRemote RMB4 modified Bang & Olufsen Beo4 may operate a Thomson TV and other Bang & Olufsen devices. You might even enjoy the TV sound via your Bang & Olufsen speakers, if connected.