


User manual 2

Converter installed in a Beo4 without a  key



OneRemote RMB4 Converter for Beo4



Type 35104406 controls

Loewe TV all TV models




With a OneRemote RMB4 converter installed in your Bang & Olufsen Beo4 remote control terminal you may control any Loewe TV with the terminal. This guide explains how.

There are 2 user manuals for this modified Bang & Olufsen Beo4 remote control:

User manual TV	When your Beo4 has a  key. <i>see picture below.</i>
User manual TV	When your Beo4 has a  key.
User manual Apple	Any Beo4 model.


This user manual covers

Beo4 models without a  key



Beo4 models 16xx

*Center key as a go key.
Refer to the other user manual.*



Beo4 models 17xx



TV Control Tables

Loewe TV Everyday Controls

TV	TV powers on
	TV powers off
DTV	Apple control *1
	Enter
	Program +/-
	Guide
	Option
BACK	END
	Assist
	Radio
MENU	Menu

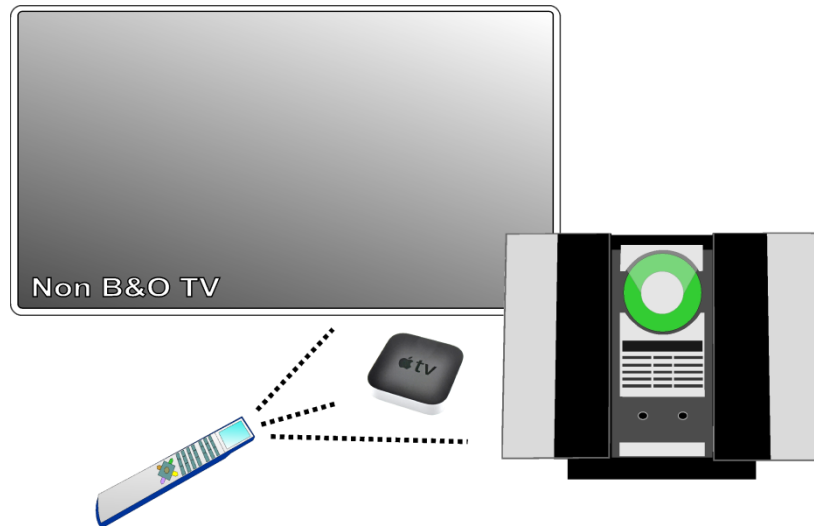
Loewe TV Text TV Controls

TEXT	Text TV on/ mix
TV	Exits Text TV

Loewe TV Special Controls

	1	Format
	2	Picture menu on/ off
	4	info
	6	Sound
	7	PIP

		Move the stick for on screen manoeuvring.
		Green function
		Red function
		Yellow function
		Blue function



Your OneRemote RMB4 modified Bang & Olufsen Beo4 may operate a Loewe TV and other Bang & Olufsen devices. You might even enjoy the TV sound via your Bang & Olufsen speakers, if connected.