


User manual 1

Converter installed in a Beo4 with a  key



OneRemote RMB4 Converter for Beo4



Type 35104404 controls

LG TV
All TV models + Apple TV




With a OneRemote RMB4 converter installed in your Bang & Olufsen Beo4 remote control terminal you may control any Samsung TV with that terminal. This guide explains how.

There are 3 user manuals for this modified Bang & Olufsen Beo4 remote control:

User manual TV	When your Beo4 has a  key. <i>see picture below.</i>
User manual TV	When your Beo4 has a  key.
User manual Apple TV	Any Beo4 model.

This manual covers

Beo4 models with a  key.



Beo4 models 16xx







Beo4 models 17xx

*Center key as a small joystick.
Refer to the other user manual.*







TV Control Tables

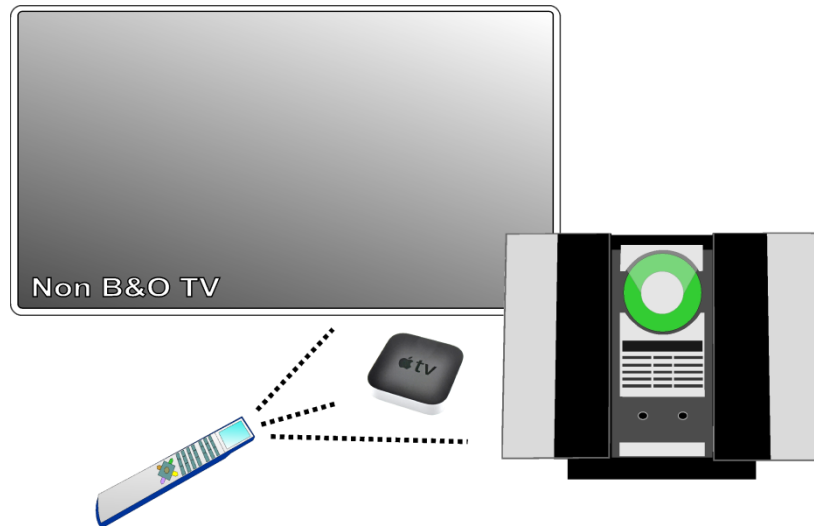
LG TV Every Day Controls	
TV	TV control Select
TV TV	TV Power On/ Off
VMEM / VTAPE	AV-sources
GO GO	OK
 / 	Program step up/ down
	Guide
	Back
EXIT	Menu exit
MENU	Settings
GO MENU	Q.menu

LG TV Text TV Controls	
TEXT	Text TV ON/OFF/ MIX
EXIT	Text TV exit

LG TV Playback Controls	
GO	Play Tryk 1 sek
GO 0	Play
GO STOP	Pause
STOP STOP	Stop
GO ◀ / ▶	Rew/ FF
GO 8	Record

LG TV Special Controls	
GO 1	Fav
GO 2	List
GO 3	Radio – TV
GO 4	Info
GO 5	Home
GO 6	My Apps
GO 7	Text options
GO 9	3D
STOP EXIT	Ratio
GO EXIT	App

GO 	Green function
GO 	Red function
GO 	Yellow function
GO 	Blue function
▲ / ▼	Use arrows for screen manøvrering
◀ / ▶	



Your OneRemote RMB4 modified Bang & Olufsen Beo4 may operate a Samsung TV, an AppleTV and other Bang & Olufsen devices. You might even enjoy the TV sound via your Bang & Olufsen speakers, if connected.