

User manual 2

Converter installed in a Beo4 without a  key



OneRemote RMB4 Converter for Beo4



Type 35104403 controls

Panasonic TV all TV models




With a OneRemote RMB4 converter installed in your Bang & Olufsen Beo4 remote control terminal you may control any Panasonic TV with the terminal. This guide explains how.

There are 2 user manuals for this modified Bang & Olufsen Beo4 remote control:

| | |
|-----------------------|---|
| User manual TV | When your Beo4 has a  key. <i>see picture below.</i> |
| User manual TV | When your Beo4 has a  key. |

This user manual covers


Beo4 models without a  key

=



Beo4 models 16xx

*Center key as a go key.
Refer to the other user manual.*







Beo4 models 17xx



TV Control Tables

Panasonic TV Everyday Controls

| | |
|-----------------------|----------------------|
| TV | TV powers on |
| ● | TV powers off |
| VMEM | AV Source menu |
| DTV | TV Source menu |
| ⬇ VMEM | Home |
| ⬇ ⬇ | Enter |
| ▲ / ▼ | Program +/- |
| ◀ | Guide |
| ▶ | Option |
| BACK | Return – short press |
| BACK | Exit – press 1 sec. |
| MENU | Menu |
| GO MENU | APPS |

| | |
|---|---|
| ⬅ ➡ | Move the stick for on screen manoeuvring. |
| ⬆ ⬇ | |
|  | Green function |
|  | Red function |
|  | Yellow function |
|  | Blue function |

Panasonic TV Text TV Controls

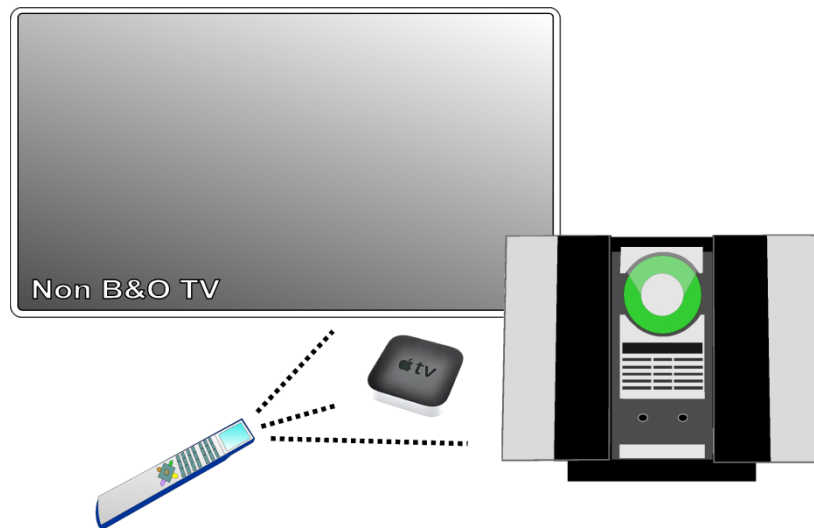
| | |
|-------------|---------------------|
| TEXT | Text TV on/ mix |
| BACK | Exit – press 1 sec. |

Panasonic TV Playback Controls

| | |
|-------------------------------|----------------|
| PLAY | Play |
| STOP STOP | Stop |
| ⬇ STOP | Pause |
| GO ◀ / ▶ | Rew/ FF |
| GO ▲ / ▼ | Next/ Previous |
| ⬇ 8 | Record |

Panasonic TV Special Controls

| | |
|-------------------------|----------------------|
| ⬇ 1 | Last view |
| ⬇ 2 | Viera tool |
| ⬇ 4 | info |
| ⬇ 5 | Medioplayer |
| ⬇ 6 | Viera link |
| ⬇ 7 | Viera Cast/ Internet |
| ⬇ 9 | 3D |
| STOP EXIT | Aspect |
| STOP MENU | eHelp |
| DVD | HDMI 1 |



Your OneRemote RMB4 modified Bang & Olufsen Beo4 may operate a Panasonic TV and other Bang & Olufsen devices. You might even enjoy the TV sound via your Bang & Olufsen speakers, if connected.