


# User manual 1

Converter installed in a Beo4 with a  key



## OneRemote RMB4 Converter for Beo4



Type 35104403 controls

## Panasonic TV all TV models




With a OneRemote RMB4 converter installed in your Bang & Olufsen Beo4 remote control terminal you may control any Panasonic TV with that terminal. This guide explains how.

There are 2 user manuals for this modified Bang & Olufsen Beo4 remote control:

<b>User manual TV</b>	When your Beo4 has a  key. <i>see picture below.</i>
<b>User manual TV</b>	When your Beo4 has a  key.

**This manual covers**

Beo4 models with a  key.

=



**Beo4 models 16xx**







**Beo4 models 17xx**

*Center key as a small joystick.  
Refer to the other user manual.*



## TV Control Tables

### Panasonic TV Everyday Controls

<b>TV</b>	TV powers on
<b>●</b>	TV powers off
<b>SAT</b> / <b>DTV</b>	TV menu
<b>VMEM</b> / <b>VTAPE</b>	Source menu
<b>GO</b> <b>VMEM</b>	Home
<b>GO</b> <b>GO</b>	Enter
 / 	Program zap up/ down
	Guide
	Back one step – return
<b>EXIT</b>	Exits a menu
<b>MENU</b>	Home
<b>GO</b> <b>MENU</b>	APPS

### Panasonic TV Text TV Controls





<b>TEXT</b>	Text TV
<b>EXIT</b>	Exits Text TV

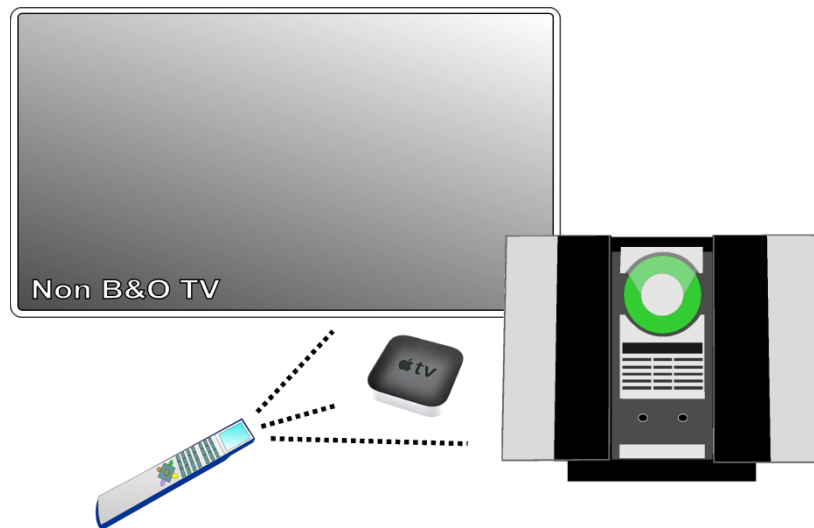
### Panasonic TV Playback Controls

<b>GO</b>	<b>Play</b> Press 1 sek
<b>GO</b> <b>0</b>	Play
<b>GO</b> <b>STOP</b>	Pause
<b>STOP</b> <b>STOP</b>	Stop
<b>GO</b> <b>◀</b> / <b>▶</b>	Rew/ FF
<b>GO</b> <b>▲</b> / <b>▼</b>	Next/ previous
<b>GO</b> <b>8</b>	Record

### Panasonic TV Special Controls

<b>GO</b> <b>1</b>	Last View
<b>GO</b> <b>2</b>	Viera Tool
<b>GO</b> <b>3</b>	Option
<b>GO</b> <b>4</b>	info
<b>GO</b> <b>5</b>	Mediaplayer
<b>GO</b> <b>6</b>	Viera Link
<b>GO</b> <b>7</b>	Viera Cast/ Internet
<b>GO</b> <b>9</b>	3D
<b>STOP</b> <b>EXIT</b>	Aspect
<b>STOP</b> <b>MENU</b>	eHelp
<b>DVD</b>	HDMI 1

<b>GO</b> 	Green function
<b>GO</b> 	Red function
<b>GO</b> 	Yellow function
<b>GO</b> 	Blue function
<b>▲</b> / <b>▼</b>	Use arrows for screen manoeuvring.
<b>◀</b> / <b>▶</b>	



---

Your OneRemote RMB4 modified Bang & Olufsen Beo4 may operate a Panasonic TV and other Bang & Olufsen devices. You might even enjoy the TV sound via your Bang & Olufsen speakers, if connected.