


User manual 2

Converter installed in a Beo4 without a  key



OneRemote RMB4 Converter for Beo4



Type 35104402 controls

Sony TV
all TV models




With a OneRemote RMB4 converter installed in your Bang & Olufsen Beo4 remote control terminal you may control any Sony TV with the terminal. This guide explains how.

There are 2 user manuals for this modified Bang & Olufsen Beo4 remote control:

User manual TV	When your Beo4 has a  key. <i>see picture below.</i>
User manual TV	When your Beo4 has a  key.

This user manual covers


Beo4 models without a  key

=



Beo4 models 16xx

*Center key as a go key.
Refer to the other user manual.*



Beo4 models 17xx



TV Control Tables

Sony TV Everyday Controls

TV	TV powers on
●	TV powers off
VMEM	Source menu
⬆ ⬆	Enter
▲ / ▼	Program +/-
◀	Guide
▶	Option
BACK	Return – short press
BACK	Exit – press 1 sec.
MENU	Home
GO MENU	SEN - Internet
⬅ ➤	Move the stick for on screen manoeuvring.
⬇ ⬆	

Sony TV Text TV Controls

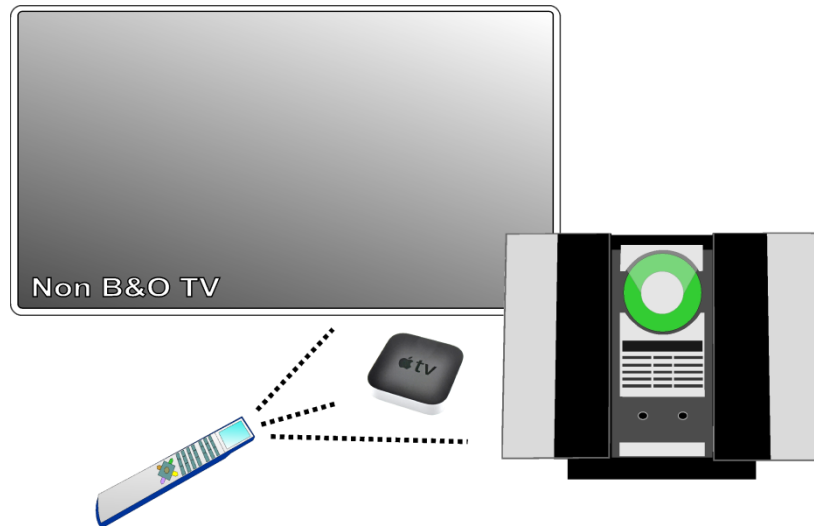
TEXT	Text TV on/ mix
-------------	-----------------

Sony TV Playback Controls

PLAY	Play/ pause
STOP STOP	Stop
⬆ STOP	Pause
GO ◀ / ▶	Rew/ FF
GO ▲ / ▼	Next/ Previous
⬆ 8	Record

Sony TV Special Controls

⬆ 1	Analog – digital
⬆ 2	Option
⬆ 3	Radio/ TV
⬆ 4	i+
⬆ 5	TV Pause
⬆ 6	Source menu
⬆ 7	FAV
⬆ 9	3D
STOP EXIT	Format
STOP MENU	Sync menu
DVD	HDMI 1
SAT / DTV	Analog - digital



Your OneRemote RMB4 modified Bang & Olufsen Beo4 may operate a Sony TV and other Bang & Olufsen devices. You might even enjoy the TV sound via your Bang & Olufsen speakers, if connected.