

User manual 2

Converter installed in a Beo4 without a  key



OneRemote RMB4 Converter for Beo4



Type 35104401 controls

Samsung TV all TV models + Apple




With a OneRemote RMB4 converter installed in your Bang & Olufsen Beo4 remote control terminal you may control any Samsung TV with the terminal. This guide explains how.

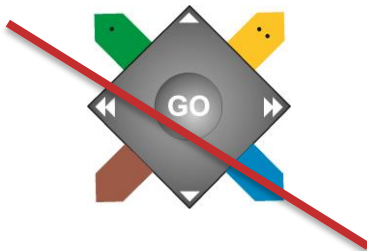
There are 3 user manuals for this modified Bang & Olufsen Beo4 remote control:

| | |
|-----------------------------|---|
| User manual TV | When your Beo4 has a  key. <i>see picture below.</i> |
| User manual TV | When your Beo4 has a  key. |
| User manual Apple TV | Any Beo4 model. |

This user manual covers


Beo4 models without a  key

=



Beo4 models 16xx

*Center key as a go key.
Refer to the other user manual.*



Beo4 models 17xx



TV Control Tables

Samsung TV Everyday Controls

| | |
|---------------------|--|
| TV | TV powers on |
| ● | TV powers off |
| ⬇ ⬆ | Enter - press 2 times on the stick. |
| ▲ / ▼ | Program +/- |
| ⏪ | TV-Guide |
| ⏩ | Option |
| BACK | Return – short press |
| BACK | Exit – press 1 sec. |
| VMEM | Source menu |
| DVD | HDMI 1 |
| DTV | HDMI 2 Apple control *1 |
| ⦿ ⦿ | Move the stick for on screen manoeuvring. |
| ⦿ ⦿ | |

Samsung TV Text TV Controls

| | |
|-------------|-----------------|
| TEXT | Text TV on/ mix |
| TV | Text TV off |

Samsung TV Playback Controls

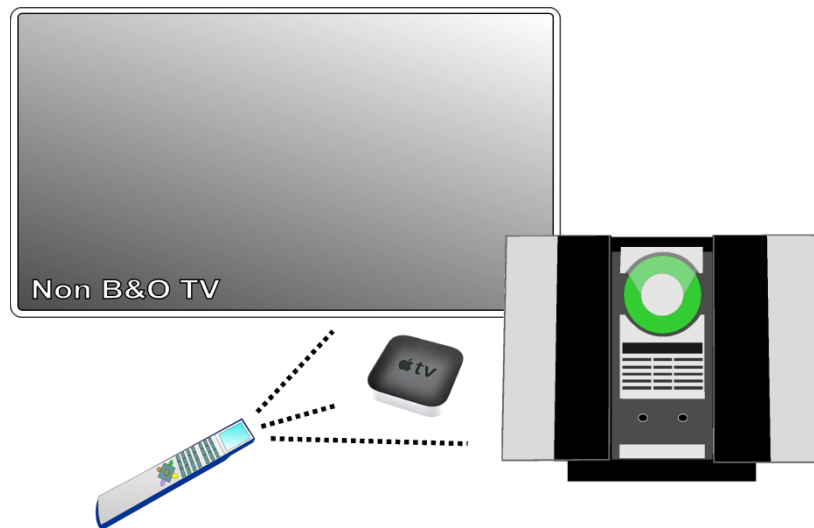
| | |
|-------------------------|-------------|
| PLAY | Play/ pause |
| STOP STOP | Stop |
| ⬇ ⏪ | Rew |
| ⬆ ⏩ | FF |
| ⬇ 8 | Record |

Samsung TV Special Controls

| | |
|-------------------------|------------------|
| ⬆ 1 | Previous channel |
| ⬆ 2 | Channel list |
| ⬆ 3 | Media Player |
| ⬆ 4 | Info |
| ⬆ 5 | Content |
| ⬆ 6 | Subtitle |
| ⬆ 7 | Sound settings |
| ⬆ 9 | 3D |
| STOP EXIT | Internet |
| MENU | Menu |
| STOP MENU | HDMI |

*1 A press on **DTV** makes:

1. The TV shift to its HDM2 source.
2. Control shifts from TV to AppleTV.



Your OneRemote RMB4 modified Bang & Olufsen Beo4 may operate a Samsung TV, an AppleTV and other Bang & Olufsen devices. You might even enjoy the TV sound via your Bang & Olufsen speakers, if connected.