
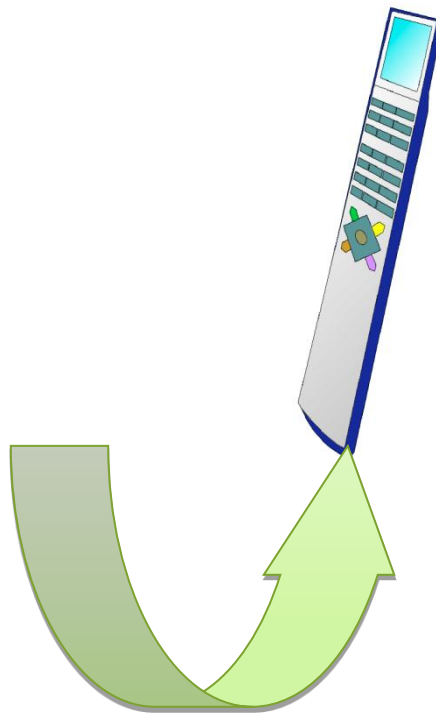


User manual 2

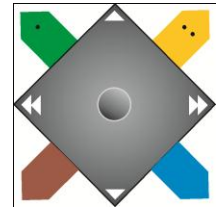
Converter installed in a Beo4 without a  key



OneRemote RMB4 Converter for Beo4



Type 35104381 controls

Samsung BlueRay players all TV models




With a OneRemote RMB4 converter installed in your Bang & Olufsen Beo4 remote control terminal you may control a Samsung BlueRay player with that terminal. This guide explains how.

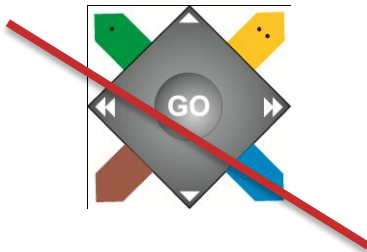
There are 2 user manuals for this modified Bang & Olufsen Beo4 remote control:

User manual TV	When your Beo4 has a  key. <i>see picture below.</i>
User manual TV	When your Beo4 has a  key.

This user manual covers

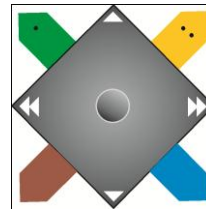
Beo4 models without a  key

=

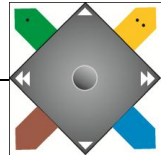


Beo4 models 16xx

*Center key as a go key.
Refer to the other user manual.*



Beo4 models 17xx



BlueRay Control Tables

Samsung player Everyday Controls	
DVD *1	Shift B&O TV to BlueRay
DVD DVD *1	Samsung power on/ off
◀◀	Home
▶▶	Tools
⊙ ⊙	OK
▲ / ▼	Channel +/-
⊙	EPG
BACK	Return – short press

⊙ ⊙	Manouvering.
⊙ ⊙	
	Green
	Red
	Yellow
	Blue

*1 Another source than **DVD** can be used. See the installation manual.

Samsung playback controls	
⊙	Play/ Timeshift <i>Tryk Isek</i>
⊙ 0	Play/ Timeshift
⊙ STOP	Pause
STOP STOP	Stop
⊙ ◀◀ / ▶▶	Rew/ FF
⊙ ▲ / ▼	Next/ previous
⊙ 8	Record

Samsung Text TV Controls	
⊙ GO 4	Text TV on/ mix/ off

Samsung special Controls	
⊙	Title Menu
⊙	Disc Menu
⊙	Smart Hub
⊙ 5	CH List
⊙ 6	Info
⊙ 7	Search
⊙ 9	2D > 3D
⊙ EXIT	Open
STOP 4	WWW
STOP 5	Social TV
STOP 9	PIP
MENU	Home

