
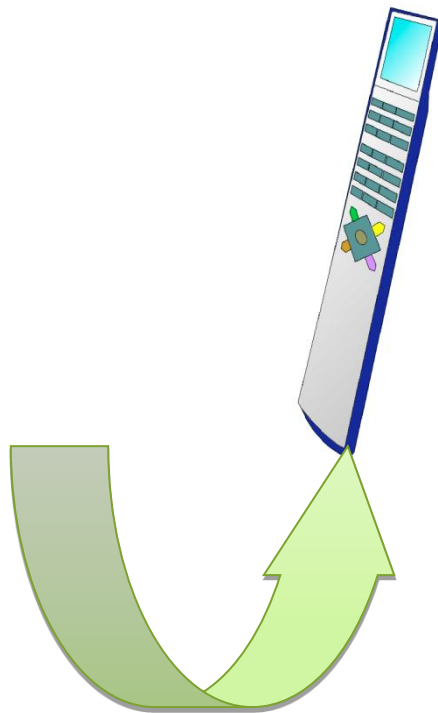


User manual 1

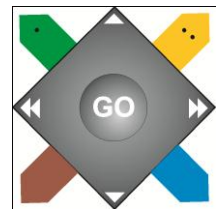
Converter installed in a Beo4 with a  key



OneRemote RMB4 Converter for Beo4



Type 35104381 controls

Samsung BlueRay players




With a OneRemote RMB4 converter installed in your Bang & Olufsen Beo4 remote control terminal you may control a Samsung BlueRay player with that terminal. This guide explains how.

There are 2 user manuals for this modified Bang & Olufsen Beo4 remote control:

- | | |
|-----------------------|---|
| User manual TV | When your Beo4 has a  key. <i>see picture below.</i> |
| User manual TV | When your Beo4 has a  key. |

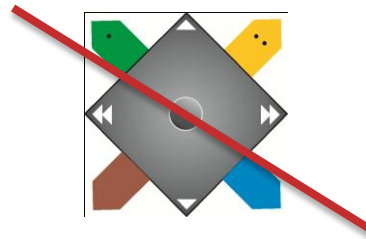
This manual covers

Beo4 models with a  key.

=



Beo4 models 16xx



















Beo4 models 17xx

*Center key as a small joystick.
Refer to the other user manual.*



BlueRay Control Tables

Samsung player Everyday Controls	
DVD *1	Shift B&O TV to BlueRay
DVD DVD	Samsung power on/ off
MENU	Home
GO MENU	Tools
GO GO	Enter
 	Channel +/-
	Guide
	Return
EXIT	Menu exit
GO 	Green
GO 	Red
GO 	Yellow
GO 	Blue
 	Manouvrering
 	

Samsung playback control	
GO	Play/ Timeshift <i>Tryk 1 sek</i>
GO 0	Play/ Timeshift <i>alternative</i>
GO STOP	Pause
STOP STOP	Stop
GO  / 	Rew/ FF
GO  / 	Next/ previous
GO 8	Record

