



User manual 2

Converter installed in a Beo4 without a  key



OneRemote RMB4 Converter for Beo4



Type 35104374 controls

Technisat TV




With a OneRemote RMB4 converter installed in your Bang & Olufsen Beo4 remote control terminal you may control any Technisat TV with the terminal. This guide explains how.

There are 2 user manuals for this modified Bang & Olufsen Beo4 remote control:

User manual TV	When your Beo4 has a  key. <i>see picture below.</i>
User manual TV	When your Beo4 has a  key.

This user manual covers


Beo4 models without a  key

=



Beo4 models 16xx

*Center key as a go key.
Refer to the other user manual.*



Beo4 models 17xx



TV Control Tables

Technisat TV Everyday Controls

TV		TV Select control
TV	TV	TV powers on/ off
		OK
	/	Program +/-
		NAV
BACK		NAV – short press
EXIT		Exit – press 1 sec.

Technisat TV Text TV Controls

TEXT	Text TV on/ mix
BACK	Exit – press 1 sec.

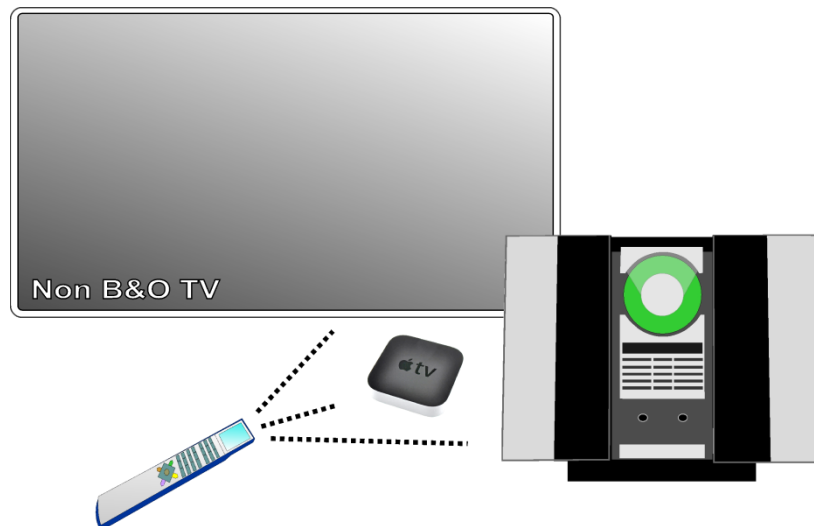
Technisat TV Playback controls

	0	Play
		REW
		FF
	STOP	Pause Record
	3	Record
STOP	STOP	Stop

MENU		Menu
	MENU	M.Menu
		Move the stick for on screen manoeuvring.
		Green function
		Red function
		Yellow function
		Blue function

Technisat TV Special Controls

	1	TV/AV = 0
	2	TV/ Radio
	4	Info
	5	WWW
	6	PIP
	7	Sound
	8	Smarthome
	9	More



Your OneRemote RMB4 modified Bang & Olufsen Beo4 may operate a Technisat TV and other Bang & Olufsen devices. You might even enjoy the TV sound via your Bang & Olufsen speakers, if connected.