



User manual 1

Converter installed in a Beo4 with a  key



OneRemote RMB4 Converter for Beo4



Type 35104374 controls

Technisat TV




With a OneRemote RMB4 converter installed in your Bang & Olufsen Beo4 remote control terminal you may control any Technisat TV with that terminal. This guide explains how.

There are 2 user manuals for this modified Bang & Olufsen Beo4 remote control:

User manual TV	When your Beo4 has a  key. <i>see picture below.</i>
User manual TV	When your Beo4 has a  key.

This manual covers

Beo4 models with a  key.

=



Beo4 models 16xx







Beo4 models 17xx

*Center key as a small joystick.
Refer to the other user manual.*



TV Control Tables

Technisat TV Everyday Controls













TV		TV select control	
TV	TV	TV Power	
GO	GO	OK	
	/		Channel up/ down
			EPG
			NAV
EXIT			
MENU			Menu
GO	MENU		M.menu

Technisat TV Text TV Controls

TEXT	Text TV
EXIT	Exits Text TV

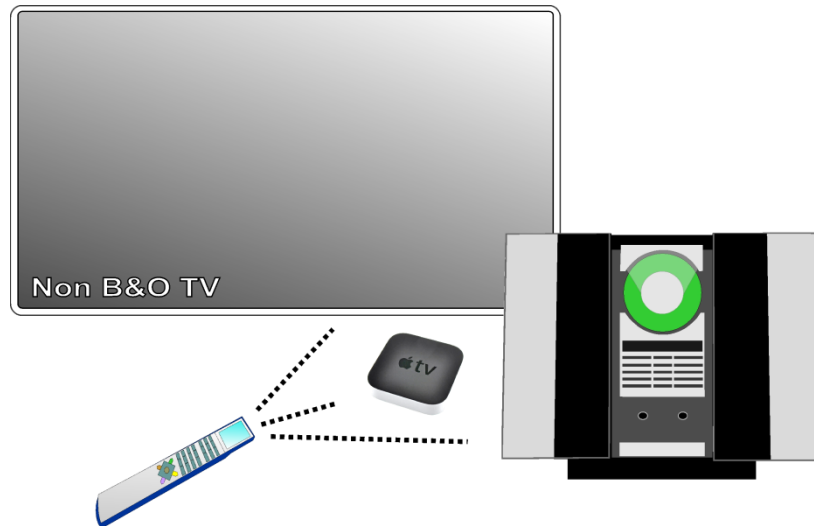
Technisat TV playback Controls

GO	0	Play
GO	<<	REW
GO	>>	FF
GO	3	Record
GO	STOP	Record Pause
STOP	STOP	Stop

		<i>Green function</i>	
		<i>Red function</i>	
		<i>Yellow function</i>	
		<i>Blue function</i>	
	/		<i>Use arrows for screen</i>
	/		<i>manoeuvring.</i>

Technisat TV special Controls

GO	1	TV/AV = 0
GO	2	TV/ Radio
GO	4	Info
GO	5	WWW
GO	6	PIP
GO	7	Sound
GO	8	Smarthome
GO	9	More



Your OneRemote RMB4 modified Bang & Olufsen Beo4 may operate a Technisat TV and other Bang & Olufsen devices. You might even enjoy the TV sound via your Bang & Olufsen speakers, if connected.