


User manual 2

Converter installed in a Beo4 without a  key





OneRemote RMB4 Converter for Beo4

Type 35104371 controls


Philips TV



With a OneRemote RMB4 converter installed in your Bang & Olufsen Beo4 remote control terminal you may control any Philips TV with the terminal. This guide explains how.

There are 3 user manuals for this modified Bang & Olufsen Beo4 remote control:	
User manual TV	When your Beo4 has a  key. <i>see picture below.</i>
User manual TV	When your Beo4 has a  key.
User manual Apple	Any Beo4

This user manual covers

Beo4 models without a  key

=



Beo4 models 16xx

*Center key as a go key.
Refer to the other user manual.*



Beo4 models 17xx



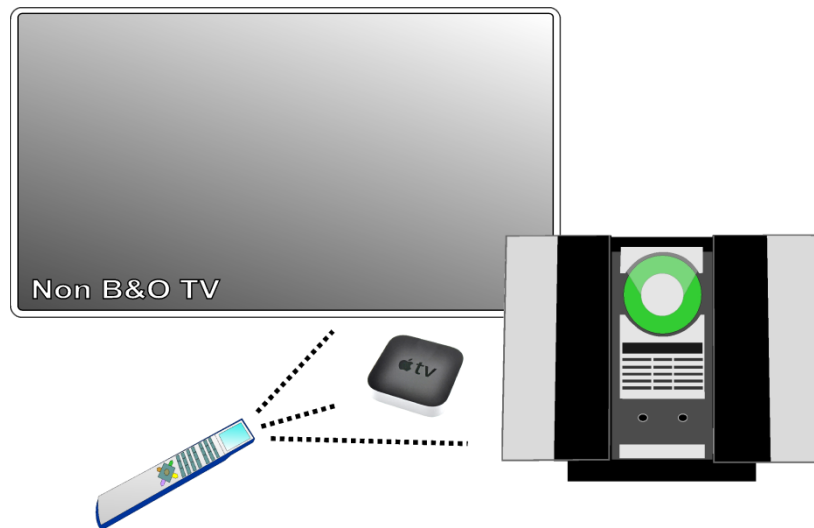
TV Control Tables

Philips TV Everyday Controls	
TV	TV select control
TV TV	TV powers on/ off
	Enter
	Program +/-
	Guide
	Option
BACK	Return – short press
BACK	Exit – press 1 sec.
	Net TV
MENU	Home
MENU	Options
	Move the stick for on screen manoeuvring.
	Green function
	Red function
	Yellow function
	Blue function
DTV	Control shifts from TV to MAC PC / AppleTV.

Philips TV Text TV Controls	
TEXT	Text TV
BACK	Exit – press 1 sec.

Philips TV Playback Controls	
PLAY	Play
STOP STOP	Stop
STOP	Pause
/	Rew/ FF
8	Record

Philips TV Special Controls	
1	Info
2	Format
3	Subtitles
4	Disc Menu
7	Ambilight
9	3D



Your OneRemote RMB4 modified Bang & Olufsen Beo4 may operate a Philips TV and other Bang & Olufsen devices. You might even enjoy the TV sound via your Bang & Olufsen speakers, if connected.