


User manual 1

Converter installed in a Beo4 with a  key





OneRemote RMB4 Converter for Beo4

Type 35104371 controls


Philips TV



With a OneRemote RMB4 converter installed in your Bang & Olufsen Beo4 remote control terminal you may control any Philips TV with that terminal. This guide explains how.

There are 3 user manuals for this modified Bang & Olufsen Beo4 remote control:	
User manual TV	When your Beo4 has a  key. <i>see picture below.</i>
User manual TV	When your Beo4 has a  key.
User manual Apple	Any Beo4

This manual covers

Beo4 models with a  key.

=



Beo4 models 16xx







Beo4 models 17xx

*Center key as a small joystick.
Refer to the other user manual.*



TV Control Tables

Philips TV Everyday Controls

TV	TV select control
TV TV	TV powers on/ off
GO ▲	Net TV
GO GO	OK
 / 	Program +/-
	Back one step – return
	
EXIT	Menu exit
MENU	Home
GO MENU	Options

Philips TV Text TV Controls





TEXT	Text TV
EXIT	Exits Text TV

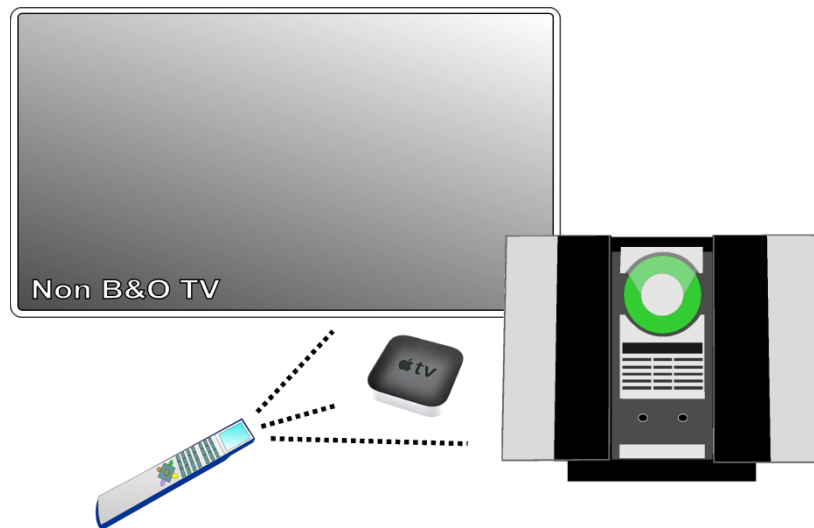
Philips TV Playback Controls

GO		Play <i>Press 1 sek</i>
GO	0	Play
GO	STOP	Pause
STOP	STOP	Stop
GO	◀ / ▶	Rew/ FF
GO	8	Record

Philips TV Special Controls

GO	1	Info
GO	2	Format
GO	3	Subtitles
GO	4	Disc Menu
GO	7	Ambilight
GO	9	3D

GO 	Green function
GO 	Red function
GO 	Yellow function
GO 	Blue function
▲ / ▼	Use arrows for screen manoeuvring.
◀ / ▶	
DTV / SAT	Control shifts from TV to MAC PC / AppleTV.



Your OneRemote RMB4 modified Bang & Olufsen Beo4 may operate a Philips TV and other Bang & Olufsen devices. You might even enjoy the TV sound via your Bang & Olufsen speakers, if connected.